

Rat GARP&Latent TGF Beta 1 Complex Protein

Cat. No. GAT-RM401

Description

Source	Recombinant Rat GARP&Latent TGF Beta 1 Complex Protein is expressed from HEK293 with His tag and Avi Tag at the C-Terminus. It contains Ile18-Asn628(GARP)&Leu30-Arg278(Latent TGF Beta 1).
Accession	D3ZVD5(GARP)&P17246(Latent TGF Beta)
Molecular Weight	The protein has a predicted MW of 69.80 kDa (GARP)&41.28 kDa (Latent TGF beta 1). Due to glycosylation, the protein migrates to 70-80 kDa (GARP)&42-48 kDa&13 kDa (Latent TGF beta 1) based on Bis-Tris PAGE result.
Endotoxin	Less than 1EU per µg by the LAL method.
Purity	> 95% as determined by Bis-Tris PAGE > 95% as determined by HPLC

Formulation and Storage

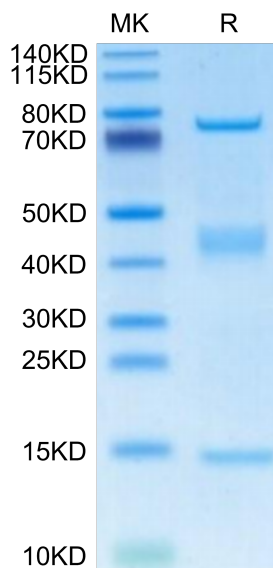
Formulation	Lyophilized from 0.22 µm filtered solution in PBS (pH 7.4). Normally 8% trehalose is added as protectant before lyophilization.
Reconstitution	Centrifuge the tube before opening. Reconstituting to a concentration more than 100 µg/ml is recommended. Dissolve the lyophilized protein in distilled water.
Storage	-20 to -80°C for 24 months as supplied from date of receipt. -80°C for 3 months after reconstitution. Recommend to aliquot the protein into smaller quantities for optimal storage. Please minimize freeze-thaw cycles.

Background

GARP&Latent TGF Beta is a complex found on surface of many types of cells. In Tregs, GARP is involved in TCR-mediated activation of Latent TGF-β and thus promoting secretion and activation of TGF-β. Integrin αvβ8 on the surface of immune cells and other cells recognizes RGD in LAP, resulting in the release of mature TGF-β from the TGF-β&GARP complex.

Assay Data

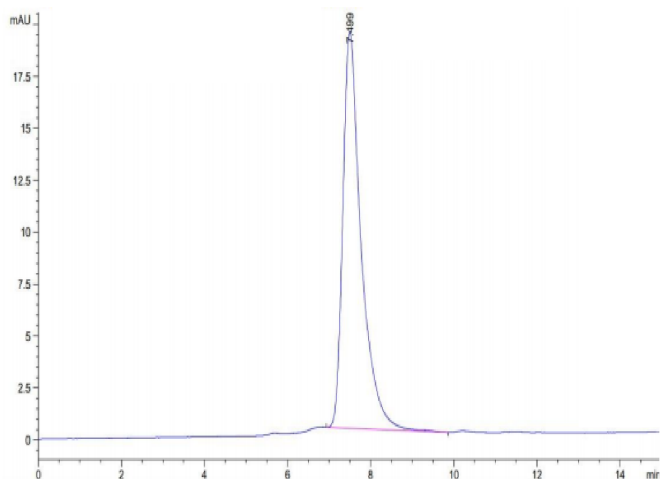
Bis-Tris PAGE



Rat GARP&Latent TGF Beta 1 Complex on Bis-Tris PAGE under reduced condition. The purity is greater than 95%.

SEC-HPLC

Assay Data

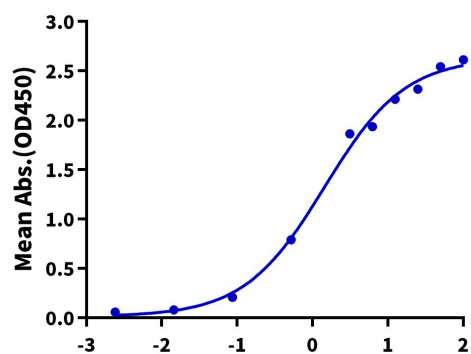


The purity of Rat GARP&Latent TGF Beta 1 Complex is greater than 95% as determined by SEC-HPLC.

ELISA Data

Rat GARP&Latent TGF Beta 1 Complex, His Tag ELISA

0.5µg Rat GARP&Latent TGF Beta 1 Complex, His Tag Per Well



Immobilized Rat GARP&Latent TGF Beta 1 Complex, His Tag at 5µg/ml (100µl/well) on the plate. Dose response curve for Biotinylated Human ITGAV&ITGB6, His Tag with the EC50 of 1.44µg/ml determined by ELISA.

Log Biotinylated Human ITGAV&ITGB6, His Tag Conc.(µg/ml)